







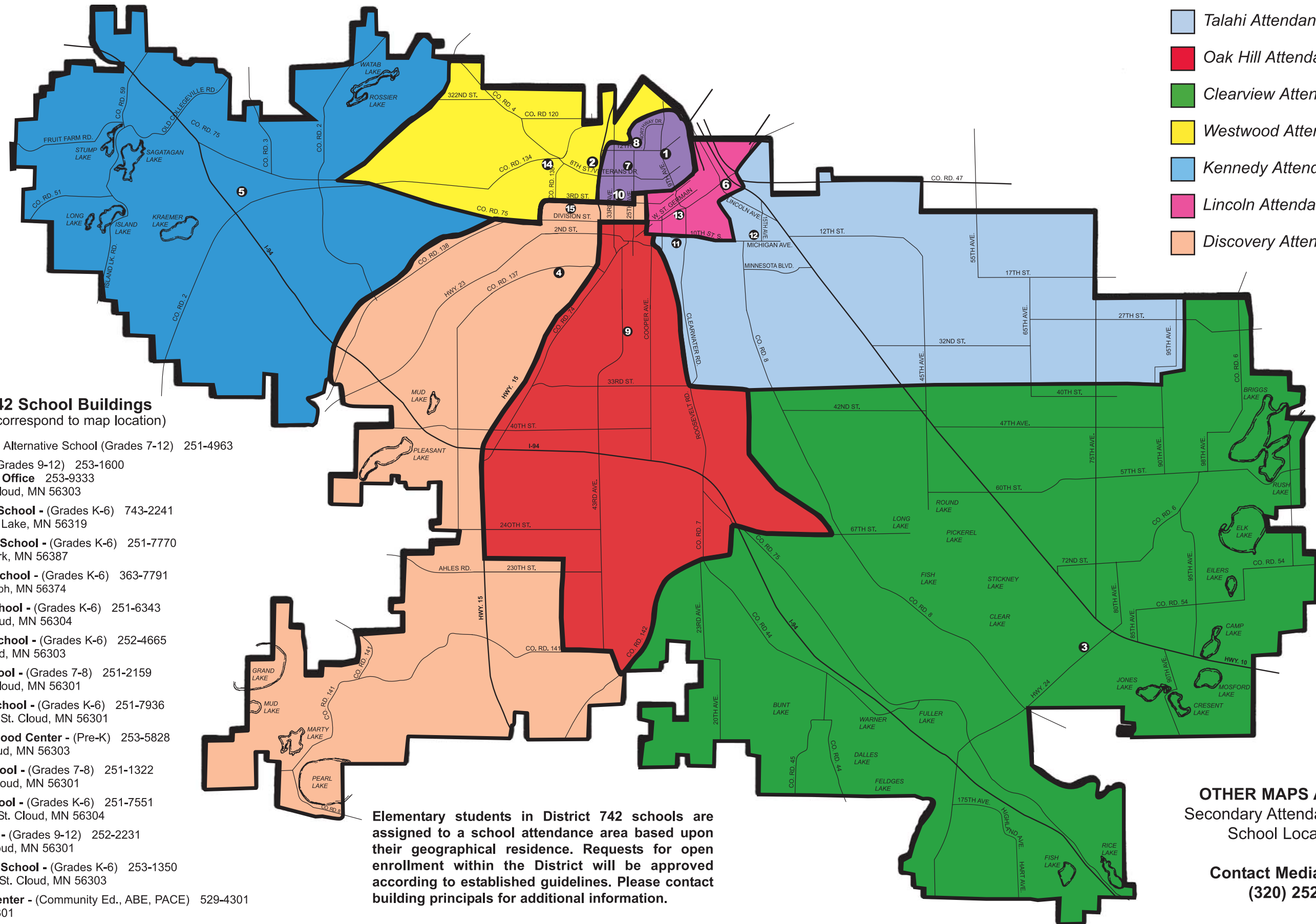


# ST. CLOUD AREA SCHOOL DISTRICT 742 - ELEMENTARY ATTENDANCE AREAS

-  Madison Attendance Area
-  Talahi Attendance Area
-  Oak Hill Attendance Area
-  Clearview Attendance Area
-  Westwood Attendance Area
-  Kennedy Attendance Area
-  Lincoln Attendance Area
-  Discovery Attendance Area



## Dist. 742 School Buildings (Numbers correspond to map location)

1. **Area Learning Center - Alternative School** (Grades 7-12) 251-4963
2. **Apollo High School** - (Grades 9-12) 253-1600  
**District Administration Office** 253-9333  
1000 N. 44th Ave., St. Cloud, MN 56303
3. **Clearview Elementary School** - (Grades K-6) 743-2241  
7310 Hwy. 24 SE, Clear Lake, MN 56319
4. **Discovery Community School** - (Grades K-6) 251-7770  
700 7th St. S., Waite Park, MN 56387
5. **Kennedy Elementary School** - (Grades K-6) 363-7791  
1300 Jade Road, St. Joseph, MN 56374
6. **Lincoln Elementary School** - (Grades K-6) 251-6343  
336 5th Ave. SE, St. Cloud, MN 56304
7. **Madison Elementary School** - (Grades K-6) 252-4665  
2805 9th St. N., St. Cloud, MN 56303
8. **North Junior High School** - (Grades 7-8) 251-2159  
1212 N. 29th Ave., St. Cloud, MN 56301
9. **Oak Hill Community School** - (Grades K-6) 251-7936  
2600 County Road 136, St. Cloud, MN 56301
10. **Roosevelt Early Childhood Center** - (Pre-K) 253-5828  
3015 3rd St., N., St. Cloud, MN 56303
11. **South Junior High School** - (Grades 7-8) 251-1322  
1120 S. 15th Ave., St. Cloud, MN 56301
12. **Talahi Community School** - (Grades K-6) 251-7551  
1321 Michigan Ave. N., St. Cloud, MN 56304
13. **Technical High School** - (Grades 9-12) 252-2231  
233 S. 12th Ave., St. Cloud, MN 56301
14. **Westwood Elementary School** - (Grades K-6) 253-1350  
5800 Ridgewood Road, St. Cloud, MN 56303
15. **McKinley Education Center** - (Community Ed., ABE, PACE) 529-4301  
216 8th Ave. N., MN 56301

Elementary students in District 742 schools are assigned to a school attendance area based upon their geographical residence. Requests for open enrollment within the District will be approved according to established guidelines. Please contact building principals for additional information.



**OTHER MAPS AVAILABLE:**  
Secondary Attendance Area Map  
School Location Map

**Contact Media Services:**  
**(320) 252-8770**